



RUBBER BOARD



Promoted by
Rubber Board India
Ministry of Commerce & Industry
Government of India

Powered by **TRST01**

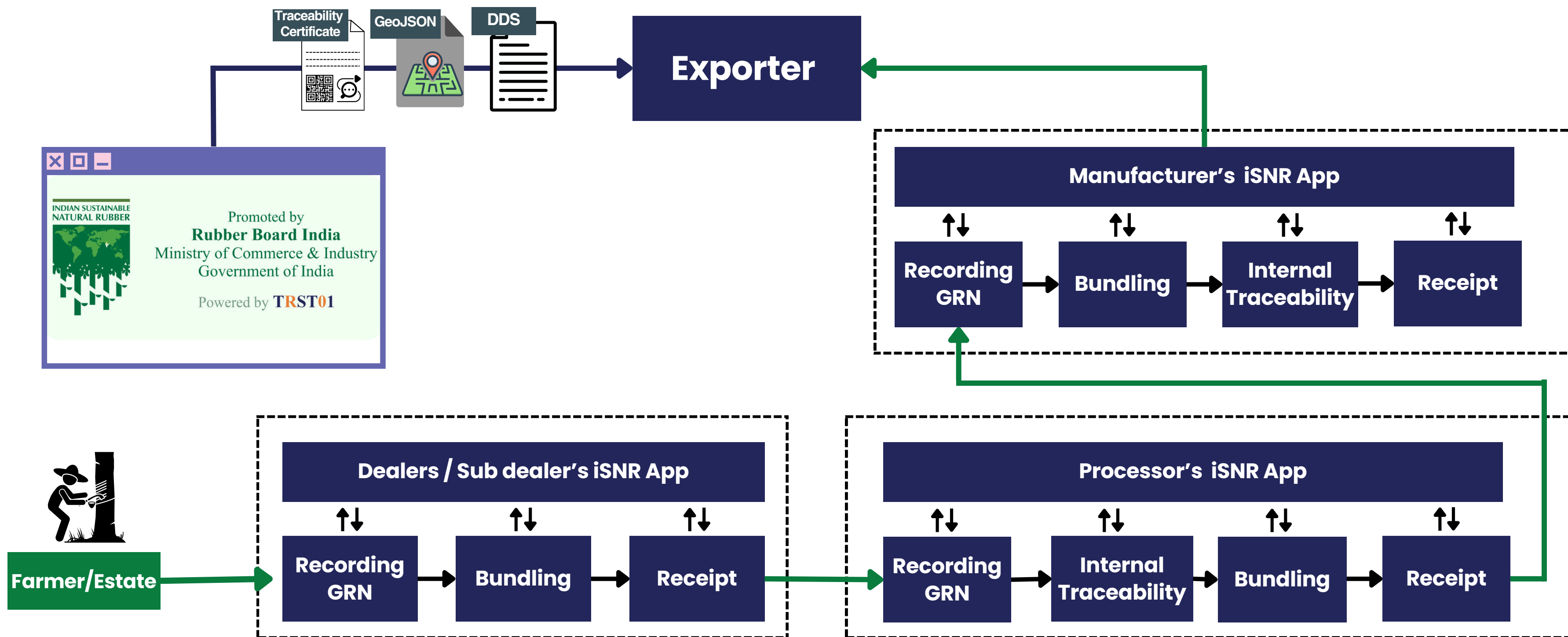
DEALERS & PROCESSORS

Key Responsibilities

Connect <https://isnr.rubberboard.org.in/index.html>



Supply Chain Traceability



Dealers / Sub-Dealers/Processors

Steps towards Compliance

● Register in Rubber Board Website

റബർ ബോർഡ് വെബ്സൈറ്റിൽ രജിസ്റ്റർ ചെയ്യുക

● Participate in the Awareness meetings

ജാഗ്രതാ യോഗങ്ങളിൽ പങ്കാളികളാവുക

● Provide details of your Suppliers & Buyers

നിങ്ങളുടെ വിതരണക്കാരുടെയും വാങ്ങുന്നവരുടെയും വിശദവിവരങ്ങൾ നൽകുക.

● Follow the Segregation SOPs mentioned in the Policies

iSNR പോർട്ടലിലെ നയങ്ങൾ എന്ന വിഭാഗത്തിൽ പരാമർശിച്ചിട്ടുള്ള വേർതിരിവ് സ്റ്റാൻഡേർഡ് ഓപ്പറേറ്റിംഗ് പ്രൊസീജറുകൾ (SOPs) പാലിക്കുക.

● Record all the transactions in iSNR App

എല്ലാ ഇടപാടുകളും iSNR ആപ്പിൽ രേഖപ്പെടുത്തുക.


● Connect your system with iSNR App

(Open API available) to record all material movements


നിങ്ങൾക്ക് iSNR ആപ്പുമായി നിങ്ങളുടെ സിസ്റ്റം ബന്ധിപ്പിച്ച് എല്ലാ മെറ്റീരിയൽ ചലനങ്ങൾ രേഖപ്പെടുത്താനാകും (ഓപ്പൺ API ലഭ്യമാണ്).

Registration


Rubber Board Website

**Government of India**
RUBBER BOARD
Ministry of Commerce & Industry

भारत सरकार
रबर बोर्ड
वाणिज्य एवं उद्योग मंत्रालय



Home | Location Map | Contact Address | Help

Search for... 

ABOUT

RUBBER


SCHEMES

MARKETING & EXPORT

SERVICES

E-SERVICES

STATISTICS



National Institute for Rubber Training

News / Updates

Messages

Rubber Research

Rubber Training

Marketing Services

SOIL FERTILITY MAPS

EUDR

FLOOD VULNERABILITY MAP

REPORT ON LANDSLIDE

RRII E-LIBRARY

SERVICEPLUS

LAND SLIDE MAPPING

VIRTUAL TRADE FAIR

PROJECT RUBIS - LICENCE, RETURN, RCMC

PAYMENTS ONLINE

INDIAN NATURAL RUBBER

Training

Marketing Services

Updates and Highlights

Modalities and Guidelines

28-02-2024- Stakeholders Grievance addressing VC link Monday to Friday 1 hour from 3.00 PM to 4.00 pm

16-10-2023- Report on Landslides

Domestic Market** on 13-01-2025 per 100Kg

	Kottayam	Kochi	Agartala
Category	₹	₹	US\$
RSS4	▲ 19100.0	▼ 220.95	
RSS5	▲ 18700.0	▼ 216.35	
ISNR20	▲ 17700.0	▼ 204.75	
Latex(60%)	▲ 13525.0	▲ 156.45	

Daily / Weekly / Monthly / Yearly avg.Price

** The prices shown above do not include GST @ 5% on purchase and expenses towards transportation, warehousing and other incidentals.

*(price not available). #(Market Holiday). ~(No Transaction).

International Market on 13-01-2025 per 100Kg

	Bangkok	KualaLumpur
Category	₹	US\$
RSS1	▲ 20697.0	▲ 241.00
RSS2	▲ 20548.0	▲ 239.20
RSS3	▲ 20411.0	▲ 237.60
RSS4	▲ 20337.0	▲ 236.80
RSS5	▲ 20225.0	▲ 235.50

Daily / Weekly / Monthly / Yearly avg.Price

*(price not available). #(Market Holiday). ~(No Transaction).

Quick Link

ServicePlus

Planting Sub..

INR PAY

Pay Online

mRube

NR e Marketp..

INDIAN SUSTAINABLE NATURAL RUBBER

EUDR

റബ്ബർ

RUBBER MAGA...

V.TRADE FAIR

V.Trade Fair

NEWS BULLETIN

NEWS BULLETI..

INDIAN SUSTAINABLE NATURAL RUBBER

EU Sup.Chn.

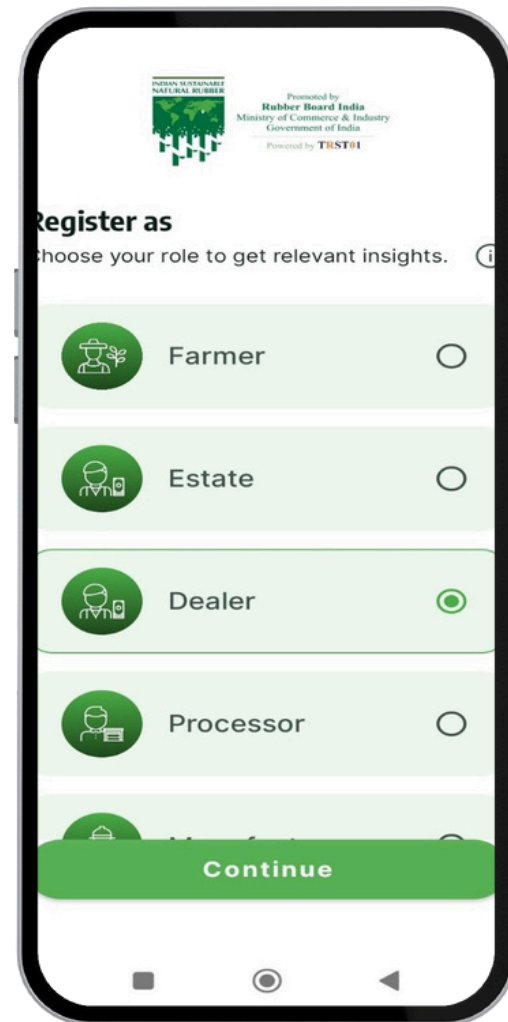
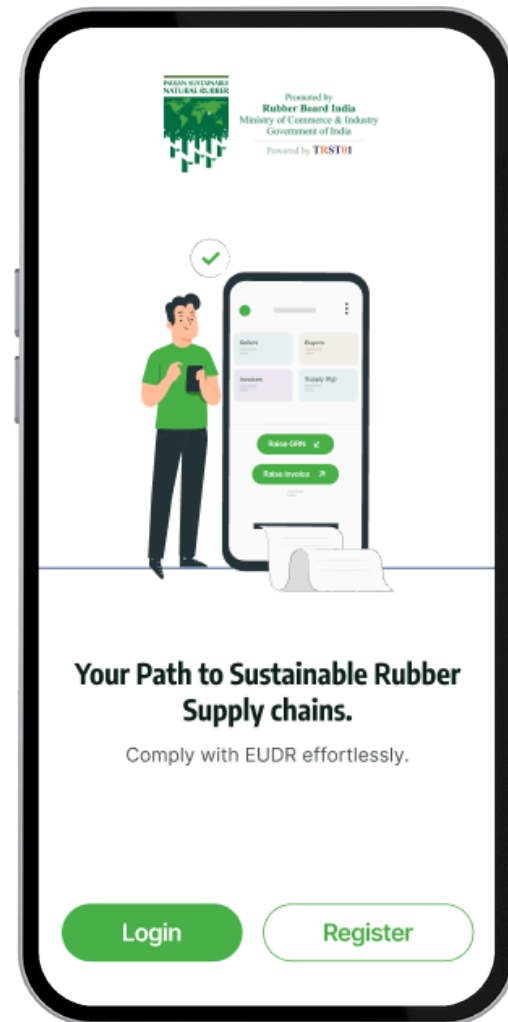
RubberClinic

RubberClinic

Register Yourself – iSNR App (Mobile/Web)

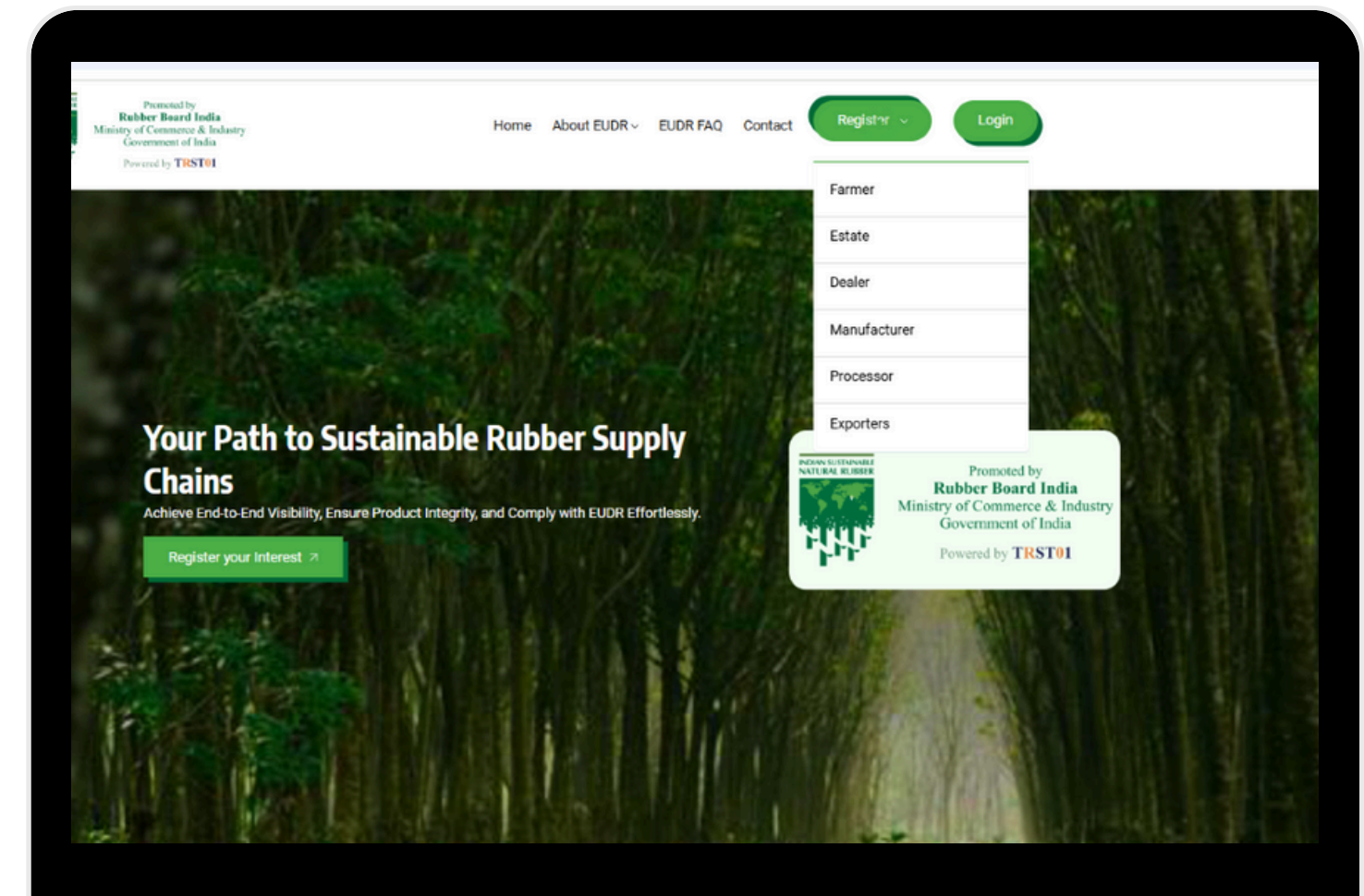


Promoted by
Rubber Board India
Ministry of Commerce & Industry
Government of India
Powered by **TRST01**



Step 1: Download iSNR Mobile App/ Enter through Rubber Board Website

Step 2: Register Yourself as a Dealer



സ്റ്റേപ്പ് 1: iSNR മൊബൈൽ ആപ്പ് ഡൗൺലോഡ് ചെയ്യുക / റബ്ബർ ബോർഡ് വെബ്സൈറ്റ് വഴി രജിസ്റ്റർ ചെയ്യുക

സ്റ്റേപ്പ് 2: ഡീലറായി രജിസ്റ്റർ ചെയ്യുക.

Register Yourself – iSNR App (Mobile/Web)



Promoted by
Rubber Board India
Ministry of Commerce & Industry
Government of India
Powered by **TRST01**

Dealer Registration
Achieve end-to-end visibility in supply chains.

License Number

[Validate](#)

Already have an account? [Login](#)

Dealer Registration
Achieve end-to-end visibility in supply chains.

Email Id

Mobile Number

[Get OTP](#)

Password

confirm Password

[Register](#)

Already have an account? [Login](#)

Step 3: Register Yourself with your Registered License Number

Step 4: Enter your Email ID, Mobile Number & Create Password

Home About EUDR EUDR FAQ Contact [Register](#) [Login](#)

Enter your License Number to Register !

License Number*

[Validate](#)

Already have an account? [Login](#)

Contact Privacy Policy Terms and conditions Feedback

സ്റ്റേപ്പ് 3: നിങ്ങളുടെ റബ്ബർ ബോർഡിൽ രജിസ്റ്റർ ചെയ്ത ലൈസൻസ് നമ്പർ ഉപയോഗിച്ച് നിങ്ങളെ രജിസ്റ്റർ ചെയ്യുക.

സ്റ്റേപ്പ് 4: നിങ്ങളുടെ ഇമെയിൽ ഐഡി, മൊബൈൽ നമ്പർ നൽകുക കൂടാതെ ഒരു പാസ്‌വേഡ് സൃഷ്ടിക്കുക.

Basic Details– iSNR App (Mobile/Web)



Promoted by
Rubber Board India
Ministry of Commerce & Industry
Government of India
Powered by **TRST01**

The login screen displays the iSNR app logo and the text "Login to your account". It features two input fields: "Email Id/ Mobile Number" and "Password". A green "Login" button is at the bottom, and a link "Don't have an account? Register" is below it. A "Forgot password?" link is also present.

Step 5: Login to your account using registered Email ID/Mobile No. & Password

Step 6: Enter your basic information
(A unique code will be generated for every registered dealer)

The dealer details screen shows a progress bar with "1 Dealer Details" and "2 Supply chain Details". It includes dropdown menus for "District", "Sub-District", and "Village". There are date pickers for "Valid From" and "Valid Till", both set to "2025-04-22". A text field for "RCMC License" contains "RCMC001". Another set of date pickers for "From Date" and "Till Date" are also set to "2025-04-22". A green "Continue" button is at the bottom.

The web app dealer details screen shows a progress bar with "1 Dealer Details" and "2 Supply chain Details". It includes dropdown menus for "District", "Sub-District", and "Village". There are date pickers for "Valid From" and "Valid Till", both set to "2025-04-22". A text field for "RCMC License" contains "RCMC001". Another set of date pickers for "From Date" and "Till Date" are also set to "2025-04-22". A green "Continue" button is at the bottom.

സ്റ്റേപ്പ് 3: നിങ്ങളുടെ ഇമെയിൽ ഐഡി, മൊബൈൽ നമ്പർ നൽകുക & പാസ്വേഡ് സൃഷ്ടിക്കുക

സ്റ്റേപ്പ് 4: രജിസ്റ്റർ ചെയ്ത ഇമെയിൽ ഐഡി / മൊബൈൽ നമ്പർ & പാസ്വേഡ് ഉപയോഗിച്ച് നിങ്ങളുടെ അക്കൗണ്ടിൽ ലോഗിൻ ചെയ്യുക

Accept Policy Statement – iSNR App



Promoted by
Rubber Board India
Ministry of Commerce & Industry
Government of India
Powered by **TRST01**

Policy Statement

EUDR COMPLIANCE POLICY FOR DEALERS As published on the iSNR Portal –In accordance with Regulation (EU) 2023/1115 on deforestation-free products

1. Introduction and Purpose
This document serves as a formal guidance and compliance framework for all individuals and entities registered as Dealers under the Indian Sustainable Natural Rubber (iSNR) platform. It outlines the policies, procedures, and legal expectations that Dealers must adhere to in order to remain compliant

☐ Policy Acknowledgment

I confirm that I have read and understood the EUDR Compliance Policy for Dealers. I agree to comply with all the obligations contained therein. I understand that in the event of any non-compliance with the obligations set out in the above-mentioned policies, the responsibility lies solely with me as the Dealer.

☐ Terms and Conditions & Data Protection Consent

I confirm that I have read and understood the Terms and Conditions and Data Protection provisions. I consent to the collection and processing of my data for the purpose of EUDR compliance and agree to be bound by the responsibilities stated.

Agree and Continue

1 Dealer Details 2 Supply chain Details

Dealer Details

DISTRICT*

Kottayam

Enter OTP

The OTP has been sent to 8XXXXXX17

Didn't recieved the OTP yet? [Resend](#)

Continue

RCMC078

From Date

Till Date

2025-05-08

2025-05-08

Continue

EUDR Status : Pending

Statement

... completion, updating, or deletion, and to withdraw consent for processing at any time, without affecting the lawfulness of processing carried out prior to such withdrawal. Consent for the collection and processing of the aforementioned data for EUDR compliance is deemed granted by the Dealer upon agreeing to this Policy. Dealers shall not download, re, or extract any data from the iSNR system unless expressly authorized to do so in writing. Any unauthorized handling, duplication, or dissemination of such data shall be treated as a serious breach of confidentiality and may result in immediate suspension from the platform and additional legal action. Each Dealer shall be provided with access to the iSNR platform through a unique login credential linked to their official license number. Dealers shall be solely responsible for maintaining the confidentiality and integrity of this login information and must ensure that access credentials are not shared, disclosed, or made accessible to any unauthorized person. Any action performed through the Dealer's account shall be deemed to have been undertaken by the Dealer. The iSNR platform shall not be held liable for any misuse resulting from compromised credentials. In the event of any suspected data breach or unauthorized access to the system, including unauthorized use of login credentials, the Dealer shall immediately report the same to the iSNR platform administrator within twenty-four (24) hours. Dealers shall cooperate fully in the platform's investigation and mitigation procedures and provide necessary access to audit trails and internal records as requested. The Dealer is required to ensure that the confidentiality, accuracy, and lawfulness of all submitted data is maintained at all times and shall take adequate steps to safeguard against unauthorized disclosure or compromise. Continued use of the iSNR platform constitutes acknowledgment of these obligations and agreement to be bound by this data protection framework.

Policy Acknowledgment

I confirm that I have read and understood the EUDR Compliance Policy for Dealers. I agree to comply with all the obligations contained therein. I understand that in the event of any non-compliance with the obligations set out in the above-mentioned policies, the responsibility lies solely with me as the Dealer.

Terms and Conditions & Data Protection Consent

I confirm that I have read and understood the Terms and Conditions and Data Protection provisions. I consent to the collection and processing of my data for the purpose of EUDR compliance and agree to be bound by the responsibilities stated.

Agree and Continue

Step 7: Accept the Policy Statement

Step 8: Enter OTP sent to your registered mobile number

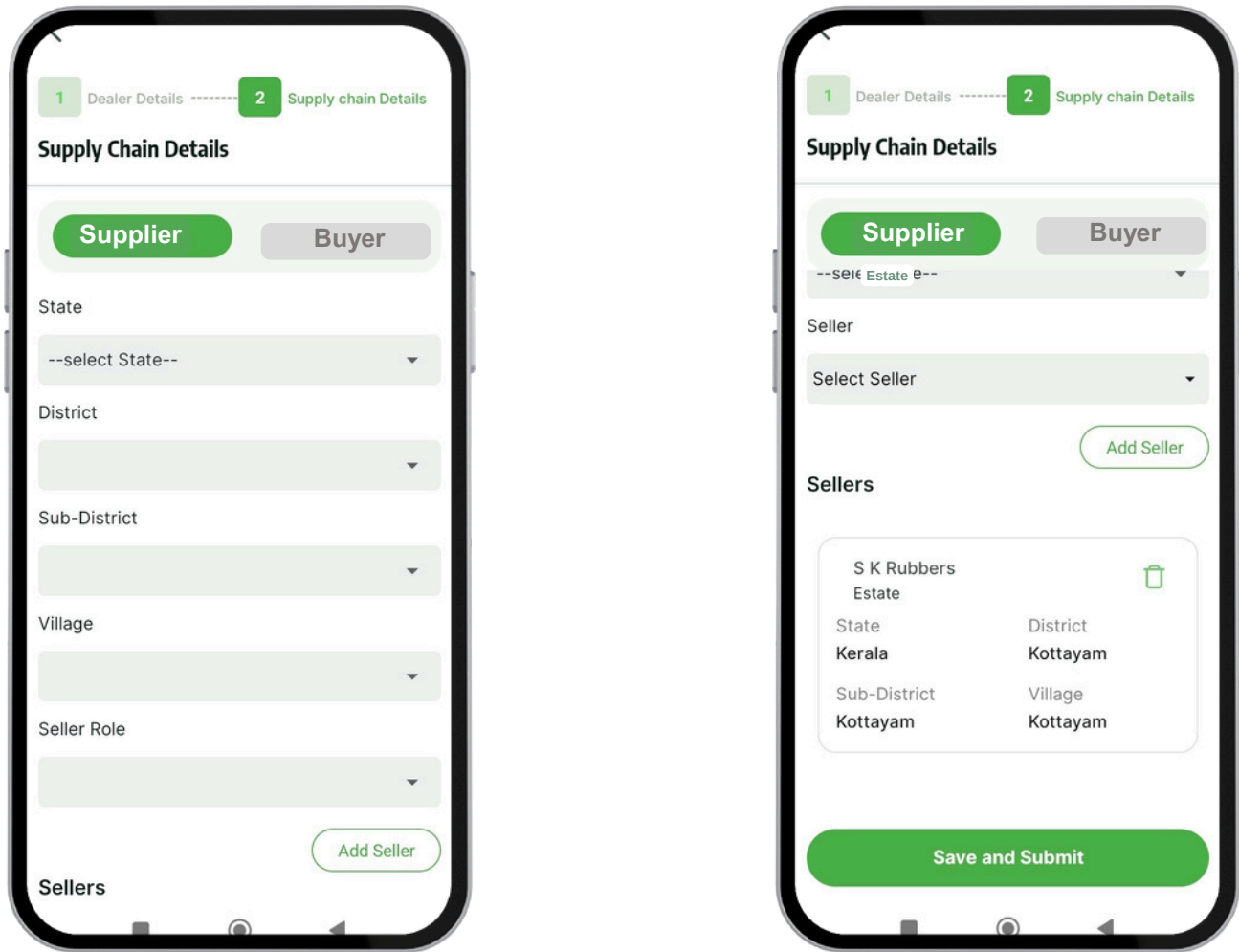
സ്റ്റേപ്പ് 7: നയ പ്രഖ്യാപനം സ്വീകരിക്കുക.

സ്റ്റേപ്പ് 8: നിങ്ങളുടെ രജിസ്റ്റർ ചെയ്ത മൊബൈൽ നമ്പറിലേക്ക് അയച്ച OTP പ്രവേശിപ്പിക്കുക.

Add Suppliers (Upstream) – iSNR App

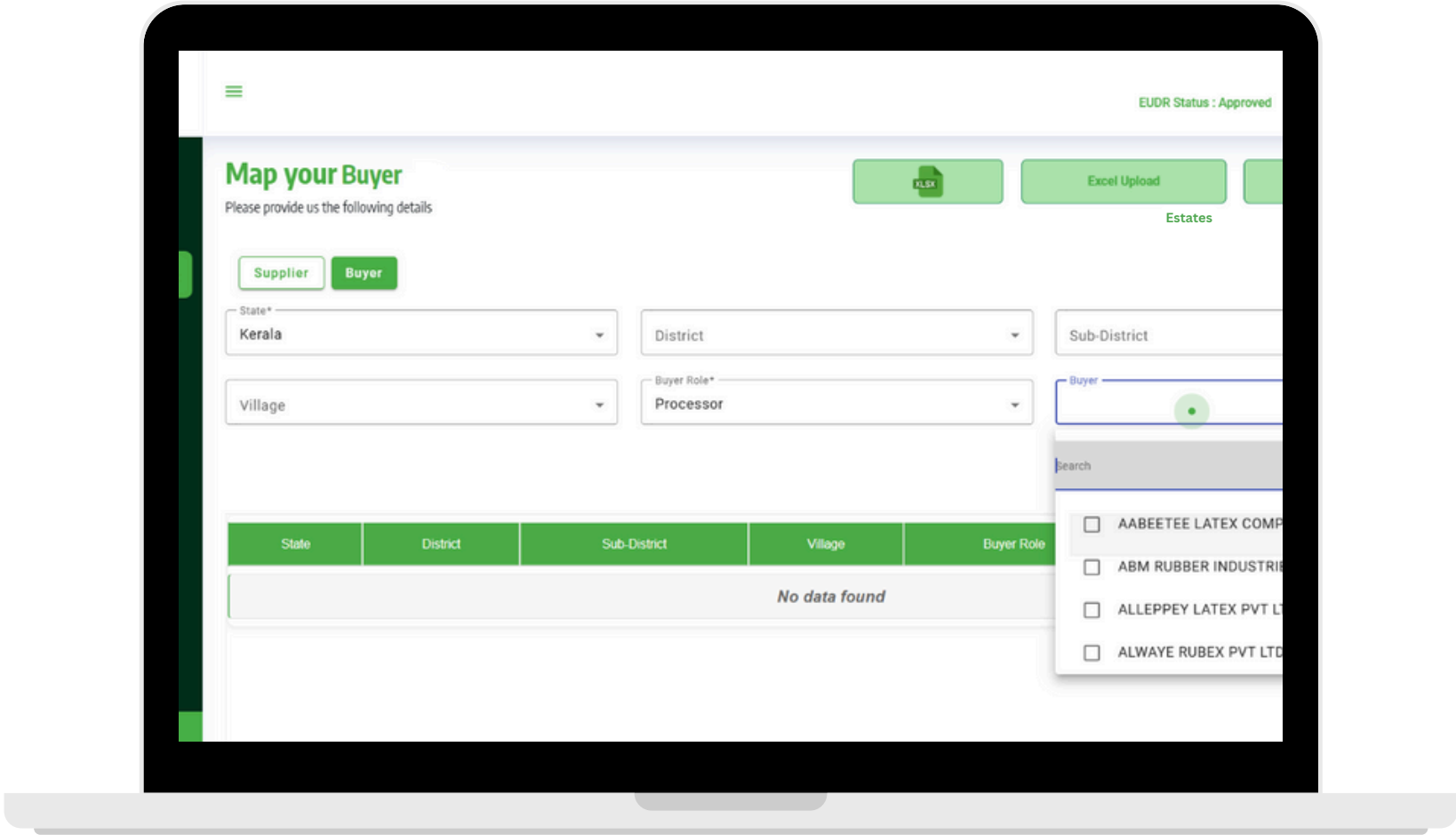


Promoted by
Rubber Board India
Ministry of Commerce & Industry
Government of India
Powered by **TRST01**



Step 9: Select and add all your suppliers (EUDR compliant suppliers will be listed in the dropdown)

You can edit and add suppliers at anytime.



സ്റ്റേപ്പ് 9: നിങ്ങളുടെ എല്ലാ വിതരണക്കാരെയും തിരഞ്ഞെടുക്കുകയും ചേർക്കുകയും ചെയ്യുക (EUDR പാലനമുള്ള വിതരണക്കാർ ഡ്രോപ്പ്ഡൗണിൽ കാണിക്കും)

നിങ്ങൾക്ക് ആവശ്യാനുസരണം വിതരണക്കാരെ എപ്പോൾ വേണമെങ്കിലും എഡിറ്റുചെയ്യുകയും ചേർക്കുകയും ചെയ്യാം.

Create GRN for every procurement – iSNR App



Promoted by
Rubber Board India
Ministry of Commerce & Industry
Government of India
Powered by **TRST01**

Step 10: Everytime a procurement happens, record in iSNR App by creating a GRN

- **Ask your supplier to create invoice in their account before creating GRN**
- **Is supplier is a farmer, dealer can create GRN without an invoice.**

സ്റ്റേപ്പ് 10: ഒരോ തവണ റബ്ബർ വാങ്ങുമ്പോഴും GRN സൃഷ്ടിച്ച് iSNR ആപ്ലിൽ രേഖപ്പെടുത്തണം.

- GRN സൃഷ്ടിക്കുന്നതിന് മുമ്പ്, വിതരണക്കാരോട് അവരുടെ അക്കൗണ്ടിൽ ഇൻവോയിസ് സൃഷ്ടിക്കാൻ പറയണം.
- വിതരണക്കാരൻ ഒരു കർഷകനാകുകയാണെങ്കിൽ, ഇൻവോയിസ് ഇല്ലാതെ GRN ഡീലർ സ്വയം സൃഷ്ടിക്കാം.

Create GRN for every procurement – iSNR App



Promoted by
Rubber Board India
Ministry of Commerce & Industry
Government of India
Powered by **TRST01**

The screenshot displays the 'Add GRN' form in the iSNR App. The form is overlaid on a background table showing a list of GRN records. The form fields include:

- GRN No: GRN_1749519499743_569
- GRN Date (mm-dd-yyyy)*: 6/10/2025
- ☐ Growers Invoice is not Available
- Supplier Invoice: INVE_1746095362689_568
- Seller Role: Estate
- Seller Name: Estate
- Product: Natural Rubber
- Product Material Type*: Latex
- Total Shipped Quantity (kg)*: 200
- DRC (%)*: 40
- Material Loss (kg)*: 0
- GRN Quantity (kg): 80.00

Formula:

$$\text{GRN Quantity (kg)} = (\text{Total Shipped Quantity (kg)} \times \text{DRC (\%)}) - \text{Material Loss (kg)}$$
$$= (200 \text{ (kg)} \times 40 \text{ (\%)}) - 0 \text{ (kg)}$$
$$= 80.00 \text{ kg}$$

Records per page: 10 1-10 of 136

Step 10: Record the Shortages in Material (Smoked Sheet) & DRC content (Latex) of the procured material

Example:

DRC = 40%

Material Loss = 2 kg

സ്റ്റേപ്പ് 10: വാങ്ങിയ റബ്ബർ സാമഗ്രിയുടെ (Smoked Sheet) കുറവുകളും ലാറ്റക്സ് (Latex) എന്നത് സംബന്ധിച്ചുള്ള DRC ഉള്ളടക്കവും രേഖപ്പെടുത്തുക.

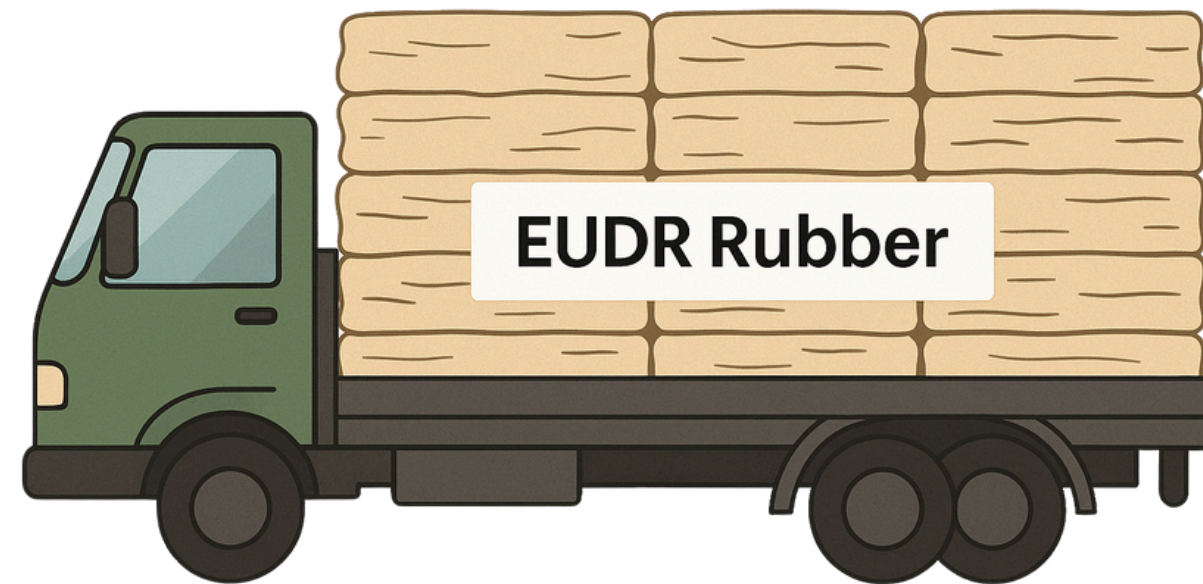
ഉദാഹരണം:

DRC: 40%

Material Loss: 2 കിലോ

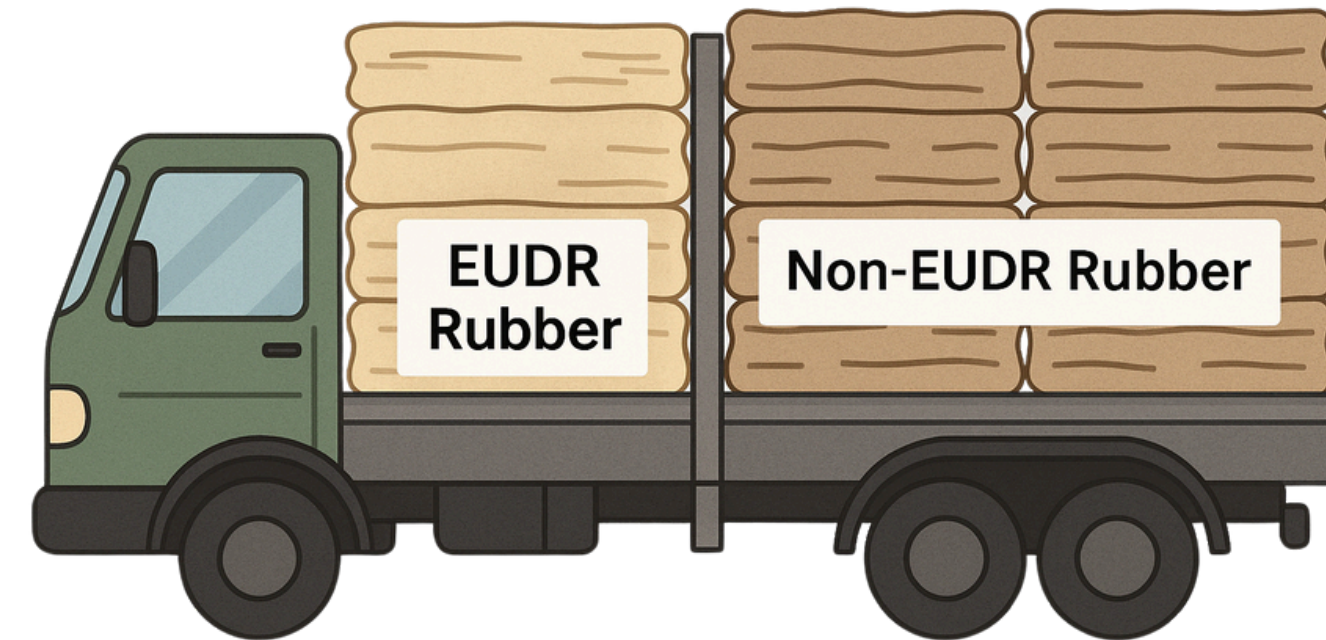
Procurement from suppliers

- **Procure rubber physically only from suppliers added in your iSNR account.**
- During procurement, make sure that EUDR and Non-EUDR Rubber is properly segregated.



Scenario 1: Vehicle loaded with only EUDR Rubber

Make sure the vehicle is marked with clear labels as 'EUDR Rubber'



Scenario 1: Vehicle loaded with both EUDR & Non-EUDR Rubber

Make sure there is clear demarcation between EUDR & Non-EUDR Rubber
make sure the EUDR Rubber is marked with clear labels as 'EUDR Rubber'

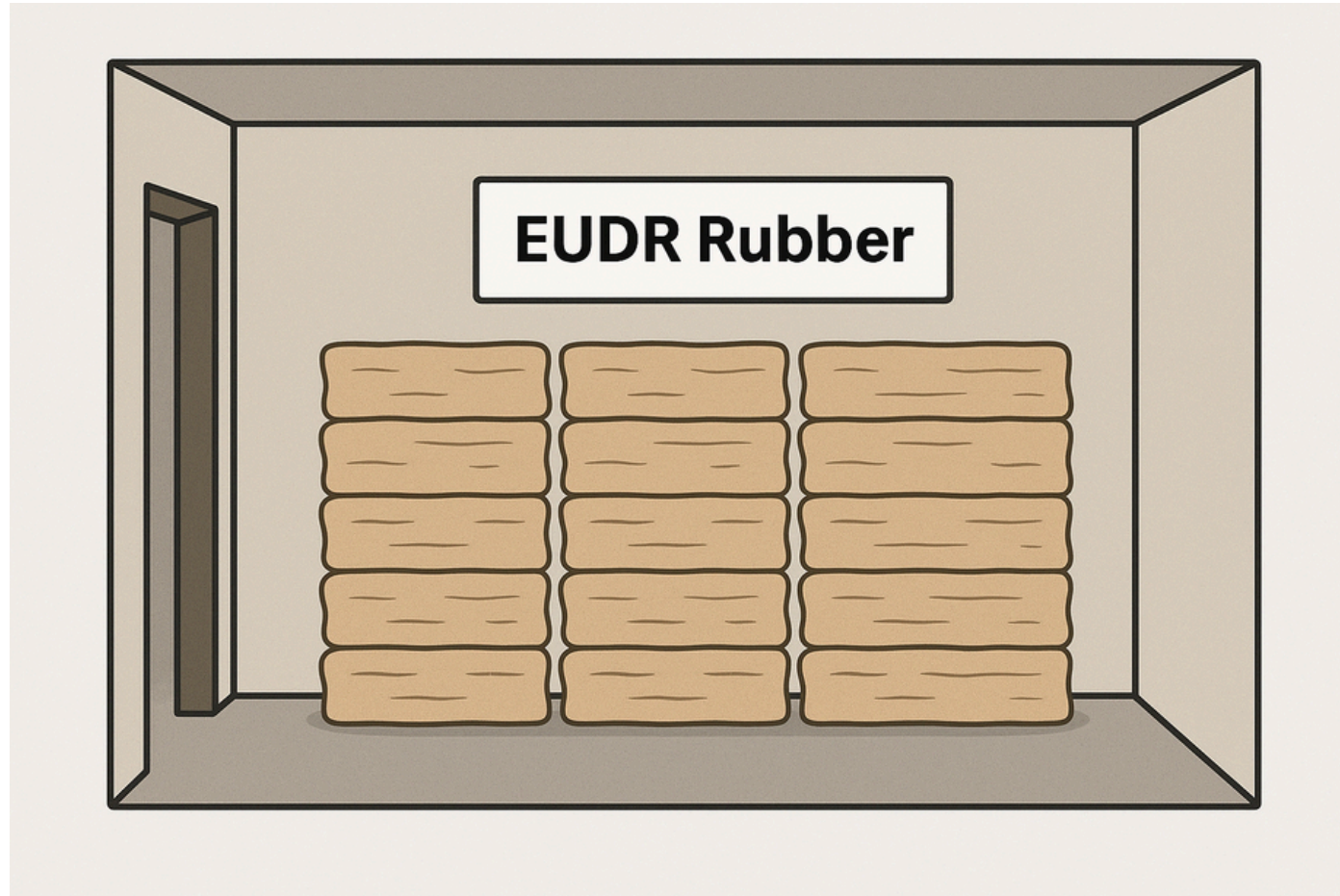
- **Documentation Required:** Upload a live photo during unloading, showing clear EUDR markings, demarcation (to be uploaded in the “**Dealer Policies**” tab in the iSNR Portal **biannually (6 months)**) – **Required for EUDR Audits** – Policies section will be live soon

Storage of EUDR Rubber



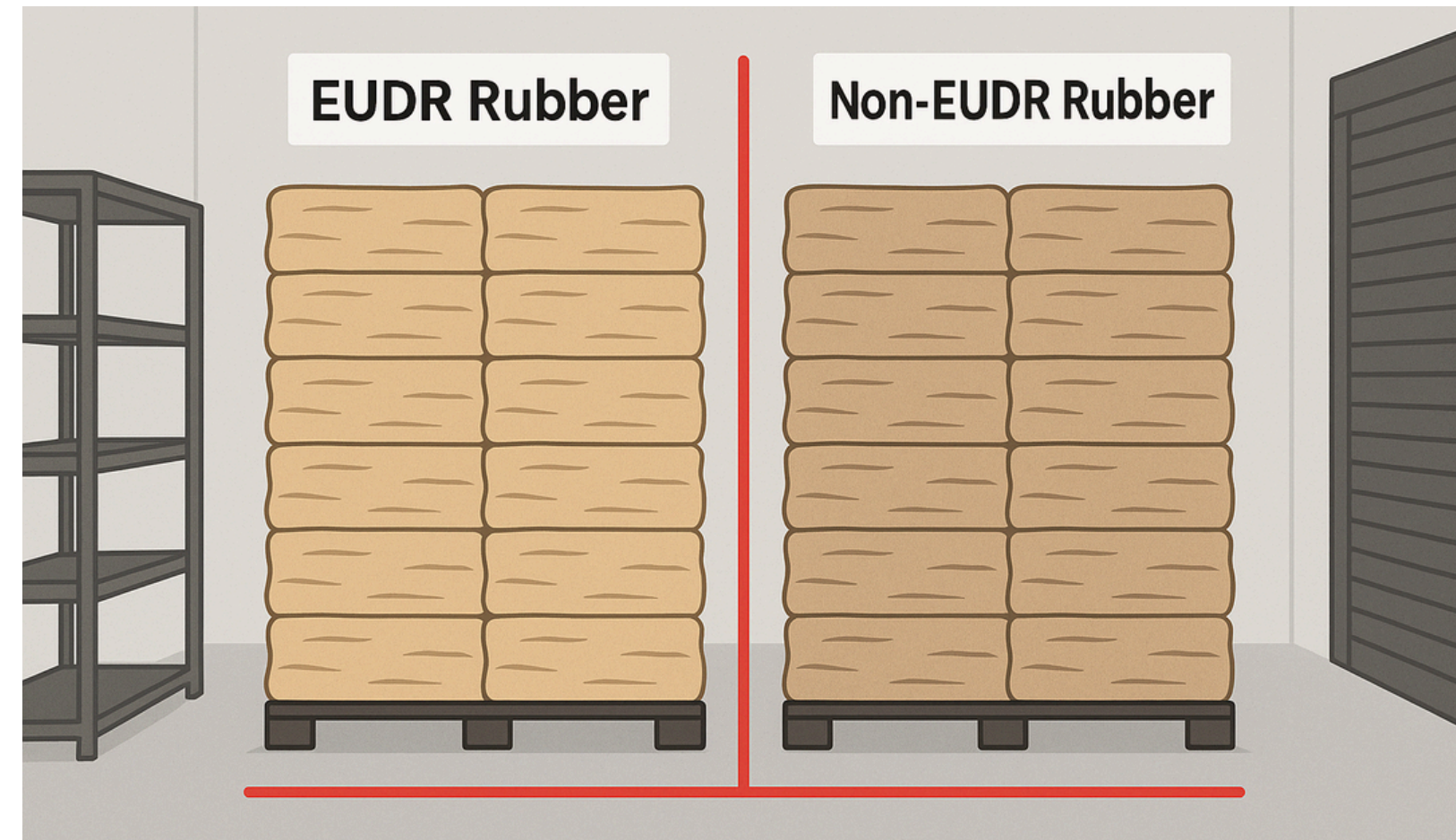
Promoted by
Rubber Board India
Ministry of Commerce & Industry
Government of India
Powered by **TRST01**

- EUDR and non-EUDR Rubber must be unloaded and stored separately in clearly identified sections.



Scenario 1: EUDR Rubber stored in a separate room

Make sure the room is marked with clear labels as 'EUDR Rubber'



Scenario 2: EUDR & Non-EUDR Rubber stored in same room

Make sure there is clear demarcation between EUDR & Non-EUDR Rubber

Make sure the EUDR area is marked with clear labels as 'EUDR Rubber'

- **Documentation Required:** Upload photo of EUDR storage section with visible signage (to be uploaded biannually for EUDR audit) – Policies section will be live soon

Add Buyer – iSNR App (Mobile/Web)



Promoted by
Rubber Board India
Ministry of Commerce & Industry
Government of India
Powered by **TRST01**

Mobile app screenshot of the 'Add Buyer Details' form. The form includes dropdown menus for State, District, Sub-District, Village, Buyer Role, and Buyer. A green 'Save' button is at the bottom.

Mobile app screenshot of the 'Buyers' list. It shows a search bar, a list of buyers (Ramaiah, Raju, Ahmad) with their roles (Dealer, Manufacturer, Dealer) and a green 'Add Buyer' button. Each entry has a green 'EUDR Compliant' status indicator.

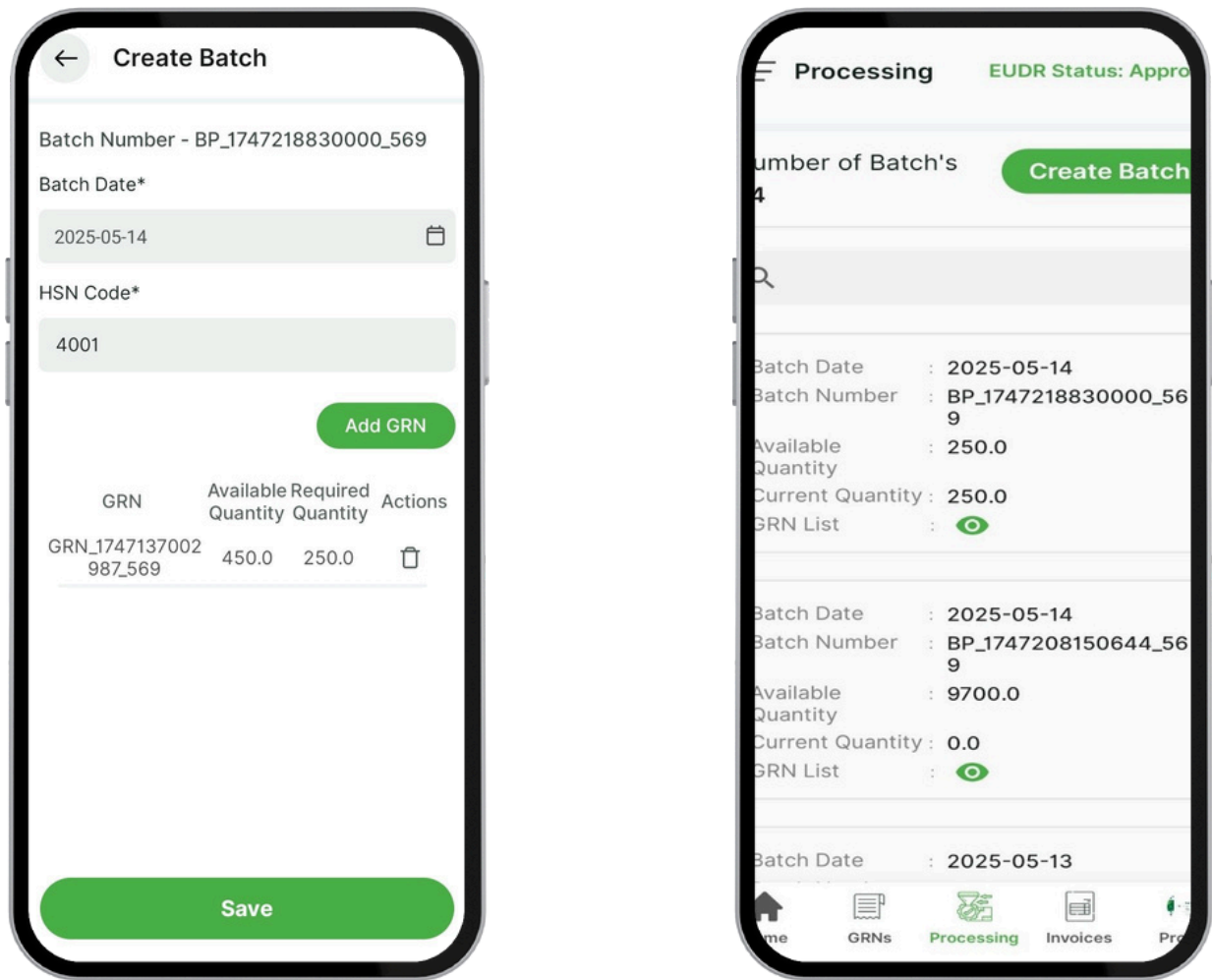
Step 11: Enter details of buyer(s) to whom you are selling EUDR rubber to.

Web app screenshot of the 'Buyer Details' form. It includes dropdown menus for State, District, Sub-District, Village, Buyer Role, and Buyers. A green 'Add Buyer' button is at the bottom right. Below the form is a table showing the details of the added buyer.

Buyer	State	District	Sub-District	Village
Ramaiah Dealer	Kerala	Kottayam	Changineserry	Kannur

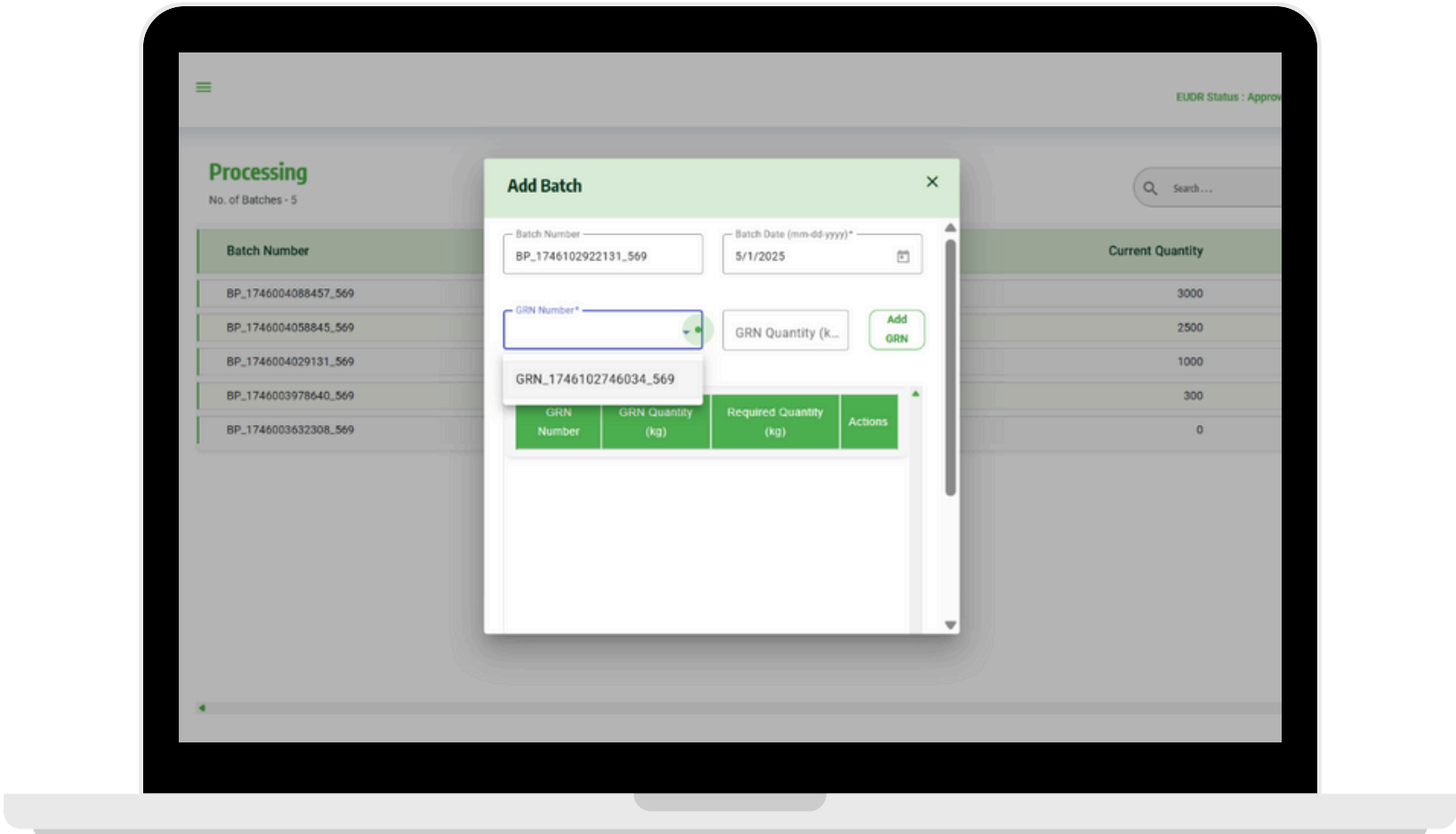
സ്റ്റേപ്പ് 11: നിങ്ങൾ റബ്ബർ വാങ്ങുന്ന/ വാങ്ങിയവരുടെ (Buyer) വിശദവിവരങ്ങൾ നൽകുക

Bundling – iSNR App (Mobile/Web)



Step 12: When preparing to dispatch, **club multiple EUDR-only GRNs, stored in the EUDR storage section**, to create a bundle in the iSNR app. Non-EUDR GRNs must not be included in EUDR batches.

- (i)Physically group the rubber linked to selected GRNs
- (ii)System will generate a Bundle ID



സ്റ്റേപ്പ് 12: Dispatch നായി തയ്യാറെടുക്കുമ്പോൾ, iSNR ആപ്ലിൽ ഒരു ബാച്ച് സൃഷ്ടിക്കേണ്ടതുണ്ട്. അതിനായി, EUDR സ്റ്റോറേജ് വിഭാഗത്തിൽ സൂക്ഷിച്ചിരിക്കുന്ന EUDR GRN-കളെ മാത്രം ഒരുമിപ്പിക്കണം. Non-EUDR GRN-കൾ EUDR ബാച്ചുകളിൽ ഉൾപ്പെടുത്തുന്നത് നിരോധിച്ചിരിക്കുന്നു. (i) തിരഞ്ഞെടുത്ത GRN-കളുമായി ബന്ധമുള്ള റബ്ബർ ഭൗതികമായി ഒരുമിച്ചു ഗ്രൂപ്പ് ചെയ്യണം. (ii) ബാച്ച് സൃഷ്ടിച്ചാൽ, സിസ്റ്റം സ്വയം ഒരു Batch ID ഒരുക്കും.

Dispatch Receipt – iSNR App (Mobile/Web)



Promoted by
Rubber Board India
Ministry of Commerce & Industry
Government of India
Powered by **TRST01**

← Raise Invoice

Invoice Number
INV_1747219595000_569

Invoice Date*
2025-05-14

Product*
--Select Product--

Product Type
--Select Product Type--

Buyer Role*
---Select Role---

Buyer Name*
[Dropdown]

Buyer Address*
[Text Area]

☐ Enter PO Number Manually

Invoices

Number of Invoices
25

Raise Invoice

Search

1M 6M 1Y

Start Date End Date

Invoice Number	Buyer Name	Quantity
INV_00005	Gopal Dealer	10 kg
INV_00004	Raju Manufacturer	20 kg
10/11/2024		
INV_00003	Gopal Processor	15 kg
INV_00002	Raju Manufacturer	20 kg

Invoices

Search

EUR Status : Approved

Add Invoices

Invoice Number*
INV_1742291144288_010

Invoice Date*
3/18/2025

Buyer Role*
[Dropdown]

Buyer Name*
[Dropdown]

Product
Natural Rubber

Quantity (kg)*
[Text Field]

Buyer Address
[Text Field]

PO Number
[Text Field]

Upload Evidence
Choose File No file chosen

Submit

Invoice Number	Buyer Name	Quantity	Invoice Receipt
INV_1742289287582_010	ROYAL LAT	300	[Download Icon]
INV_1742288433729_010	A.M ENTER	890	[Download Icon]
INV_1742195373596_010	ABM RUBB	200	[Download Icon]
INV_1741880744516_010	TRAVANCO	17000	[Download Icon]
INV_1741783799453_010	ADKING P	8000	[Download Icon]
INV_1741761634494_010	ABM RUBB	2000	[Download Icon]

Step 14: Raise receipts for each transaction done with your buyer

(The invoice receipt can be downloaded & shared with your buyer)

സ്റ്റേപ്പ് 14: ഓരോ വാങ്ങുന്നവനുമായുള്ള ഇടപാടിനും ഇൻവോയിസ് സൃഷ്ടിക്കുക.
(ഇൻവോയിസ് രസീത് ഡൗൺലോഡ് ചെയ്ത് വാങ്ങുന്നവനുമായി പങ്കിടാം)

Loading & Dispatch of EUDR Rubber




Promoted by
Rubber Board India
Ministry of Commerce & Industry
Government of India
Powered by **TRST01**



Package all EUDR rubber with EUDR labels before loading.



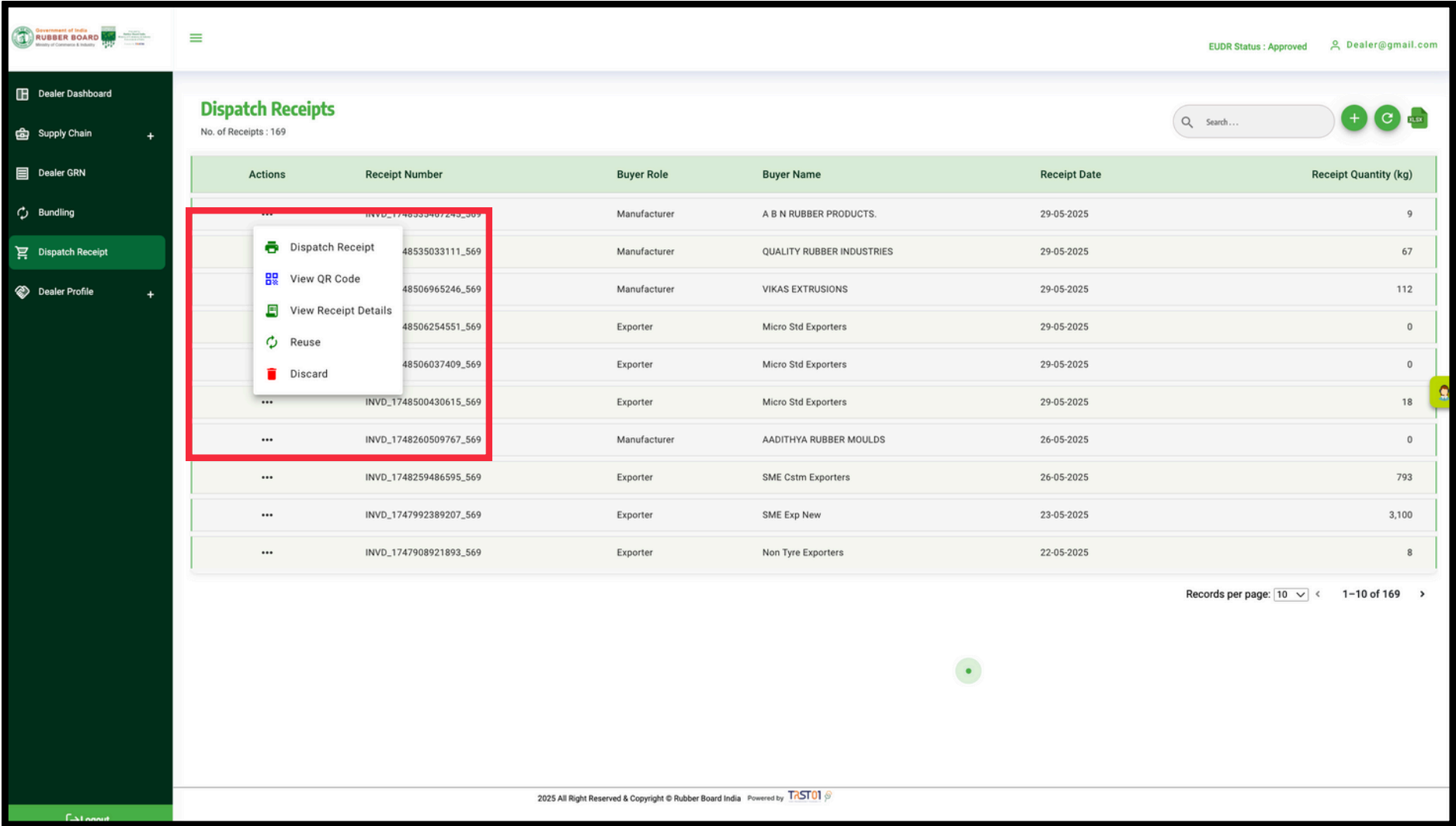
Scenario 1: EUDR Rubber transported separately
Make sure there is no mixing of Non-EUDR Rubber in the vehicle



Scenario 2: EUDR & Non-EUDR Rubber transported in same vehicle
Make sure there is clear demarcation between EUDR & Non-EUDR Rubber
Make sure the EUDR Rubber is not mixed with Non-EUDR Rubber.

Documentation Required: Upload photo of the loaded truck showing clear EUDR packaging and visible separation (to be uploaded in the **“Dealer Policies” section** biannually for **EUDR audits**) – Policies section will be live soon

Reuse/Discard – iSNR App



Step 14: If buyer rejects the invoiced Rubber, the rubber can be reused/discarded.

Dispatch invoice – Actions – Reuse/Discard
(The reused bundle will be visible in the bundling section for further use)

സ്റ്റേപ്പ് 14: വാങ്ങുന്നവൻ ഇൻവോയ്സ് ചെയ്ത റബ്ബർ നിഷേധിച്ചാൽ, ആ റബ്ബർ വീണ്ടും ഉപയോഗിക്കുകയോ (Reuse), ഉപേക്ഷിക്കുകയോ (Discard) ചെയ്യാം.

Dispatch Invoice > Actions > Reuse / Discard
(Reuse ചെയ്ത bundle പിന്നീട് ഉപയോഗിക്കാൻ Bundling വിഭാഗത്തിൽ കാണുന്നതായിരിക്കും)

Thank You!

Support Desk



eudrindia@rubberboard.org.in



+91 8301952290

